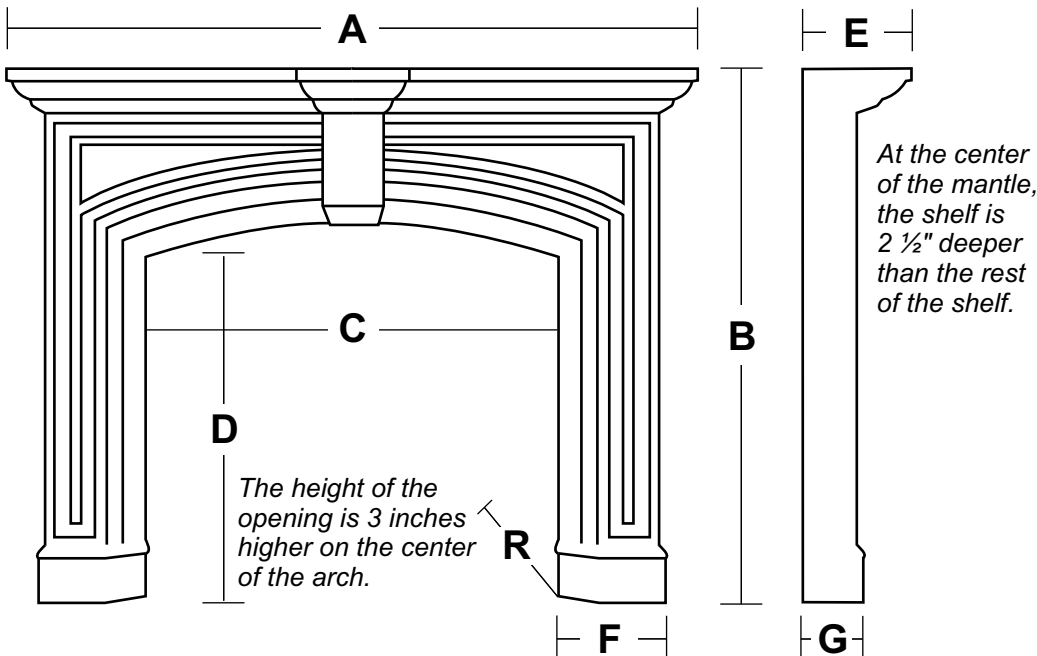






# Monarch Series ELIZABETH





**COLOR**  
 Natural     Ivory

**FINISH**  
 Glastone     Pietracast

**CORBELS**

  #10      #20

  #30      #40

Measures	Standard Dimensions	Custom MAX. (no minimum)	Measurements (needed for ordering)
<b>A</b> - Total Width	71"	71" (cannot be changed)	////////////////////////////////////
<b>B</b> - Total Height	54 1/2"	D + 18"	////////////////////////////////////
<b>C</b> - Opening Width	44"	44" (cannot be changed)	////////////////////////////////////
<b>D</b> - Opening Height	36 1/2"	33" up to 48 1/2"	
<b>E</b> - Shelf Depth	11"	R + 10"	////////////////////////////////////
<b>F</b> - Leg Width	11"	11"	////////////////////////////////////
<b>G</b> - Leg Depth (toe)	6 1/4"	R + 5 1/4"	////////////////////////////////////
<b>R</b> - Return	0" <input type="checkbox"/> or 7/8" <input type="checkbox"/>	up to 18"	

Note: These measurements can vary slightly

**Standard filler panels kit:** 2 x (9" x 42") + 1 x (14" x 50")

Custom filler panels:	Quantity	Width	Length
Standard side filler:	<input type="checkbox"/>	9"	42"
Standard top filler:	<input type="checkbox"/>	14"	50"
Custom size filler panels: (maximum 20" x 60")	<input type="checkbox"/>	<input type="text"/>	<input type="text"/>
	<input type="checkbox"/>	<input type="text"/>	<input type="text"/>

**Fireplace Opening:** W  H

**OTHER NOTES** (raised hearths, hearth pads, slabs etc.):

DEALER: \_\_\_\_\_

CUSTOMER: \_\_\_\_\_

PO#: \_\_\_\_\_

www.dracme.com  
sales@dracme.com

T. 450.649.9525  
1.877.990.8635

F. 450.649.0543  
1.877.990.8636