




SHAPES




RECTANGULAR



ARCH template is required

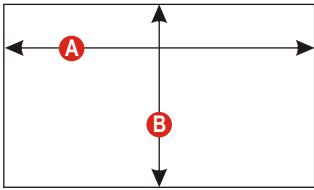


HALF CIRCLE template is required



FALSE ARCH


FIREPLACE MEASURES




A Opening Width _____ in.

B Opening Height _____ in.


DOOR TYPES



TWIN FRAME

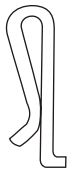


BI-FOLD FULL VIEW



BI-FOLD FRAME

HANDLES



#1



#2



#3



#4



#5

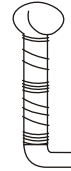


#6

This handle cannot be finished Satin or Polished



#7



#8



#13



#15

HINGES

STANDARD

RAT TAIL

MOLDED HEADS

Rectangular or False-Arch Only

YES

No

FINISHES

BLACK

BRUSHED STEEL

PLATED

COLOR: _____

Please refer to our web site www.dracme.com/doors to see the finish & color chart

VENTILATION

YES

No

GLASS

CLEAR

GREY

BRONZE

OTHER NOTES :

FAX THIS FORM TO
1-877-990-8636

CONTACT NAME _____ PHONE _____

COMPANY _____ FAX _____

EMAIL ADDRESS: _____ PO# _____

www.dracme.com/doors
Toll Free 1-877-990-8635