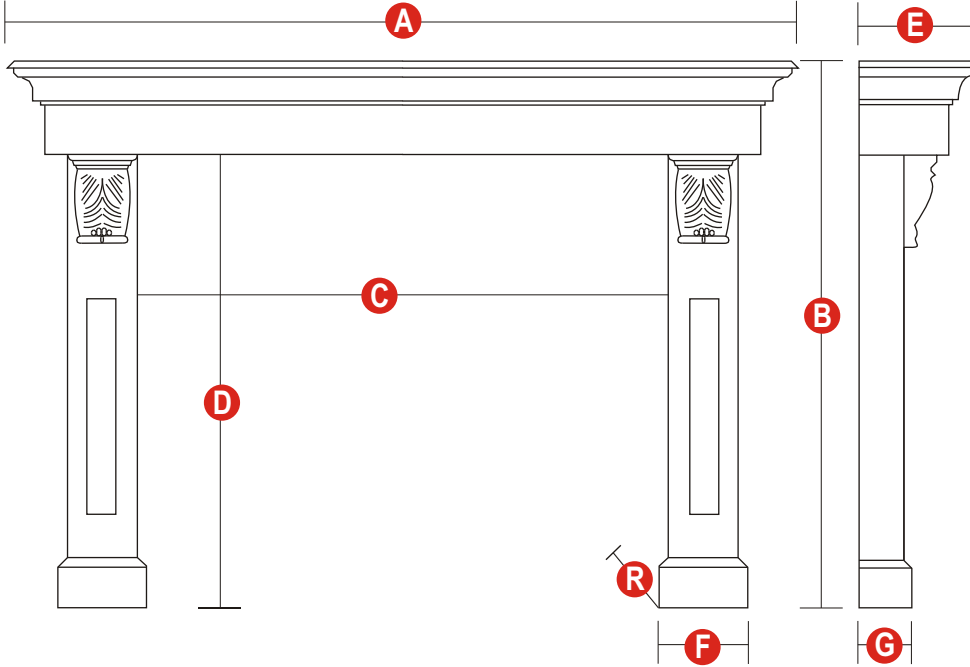


# Floridian

**DRACME**  
CAST STONE FIREPLACE SURROUNDS

Toll Free Phone 1-877-990-8635  
Telephone 1-450-649-9525  
Toll Free Fax 1-877-990-8636  
Fax 1-450-649-0543  
sales@dracme.com





**COLOR**



Natural       Ivory

**FINISH**

Glastone       Pietracast

**CORBELS**

  #10        #20

  #30        #40

	Standard Dimensions	Custom MAX. (no minimum)	Dimensions (needed for ordering)
<b>A</b> - Total Width	65"	C + 18"	~~~~~
<b>B</b> - Total Height	50"	D + 8"	~~~~~
<b>C</b> - Opening Width	47"	up to 66"	
<b>D</b> - Opening Height	42"	up to 52"	
<b>E</b> - Shelf Depth	9"	R + 8"	~~~~~
<b>F</b> - Leg Width	7 3/4"	7 3/4" (cannot be changed)	~~~~~
<b>G</b> - Leg Depth (toe)	3 3/4"	R + 2 3/4"	~~~~~
<b>R</b> - Return	<input type="checkbox"/> 0", <input type="checkbox"/> 1/2" or <input type="checkbox"/> 7/8"	up to 18"	

Note: These measurements can vary slightly

**Standard filler panels kit:** 2 x (9" x 42") + 1 x (14" x 50")

Custom filler panels:	Width	Length	Quantity
Standard filler:	9" x	42"	<input type="checkbox"/>
Standard filler:	14" x	50"	<input type="checkbox"/>
Custom size filler panels:	<input type="text"/> x	<input type="text"/>	<input type="checkbox"/>
(maximum 20" x 60")	<input type="text"/> x	<input type="text"/>	<input type="checkbox"/>

**Fireplace Opening:** W \_\_\_\_\_ x H \_\_\_\_\_

**OTHER NOTES** (raised hearths, hearth pads, slabs etc.):

**FAX THIS FORM TO 1-877-990-8636**

CONTACT NAME \_\_\_\_\_ PHONE \_\_\_\_\_  
COMPANY \_\_\_\_\_ FAX \_\_\_\_\_  
EMAIL ADDRESS: \_\_\_\_\_ PO# \_\_\_\_\_

Please visit [www.dracme.com](http://www.dracme.com) to view all models and products